

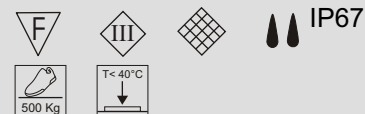


modello: modell:	ZEPPELIN
codice: code:	6348
design:	----
anno - year:	2008
tipologia: typology:	faretto ad incasso calpestabile recessed lamp trampleable
materiali: materials:	acciaio inox AISI 316L stainless steel AISI 316L
luce: light:	diretta direct
lampadine - bulbs:	350mA(1W) - 3700°K
grado IP - IP grade:	IP67
peso netto - net weight:	0,10 Kg
finiture: finishes:	.33 acciaio satinato .33 matt steel

marcatura:
marking

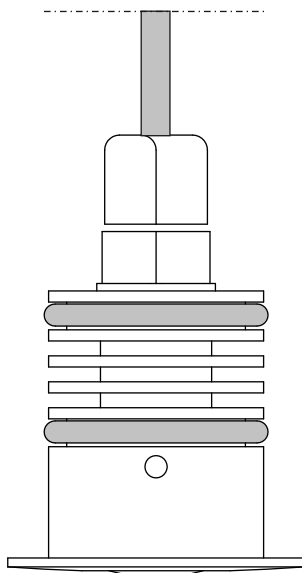
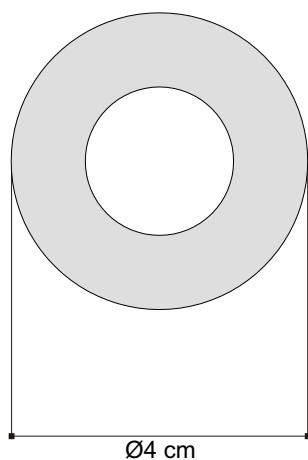


simboli costruttivi:
symbols:

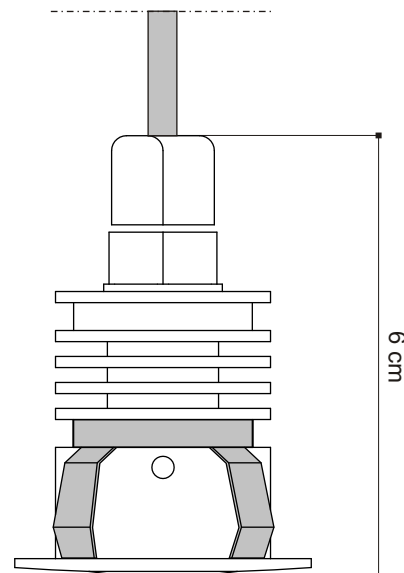


Dimensioni - dimensions

3 cm



Installazione in cassaforma drenante
(IP 67) - art. 0220
Installation in draining junction box
(IP 67) - art. 0220



Installazione su cartongesso
Installation on plasterboard

3,2 cm.



EGOLUCE s.r.l., via I. Newton 12 - 20016 Pero - Milano
telefono +39 02 339586.1 - fax. +39 02 3535112
e-mail: info@egoluce.com - http://www.egoluce.com



0220

Ø 3
 Kit cassaforma drenante
 + connettore stagno
 Draining junction box
 + Ip67 connector.



(1-4 leds)

0125 350 mA

350 mA 1 - 4 leds 1W



0216 - Ø 3

Plastic box  4 cm. x 7,5

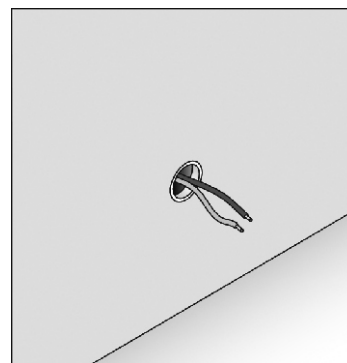


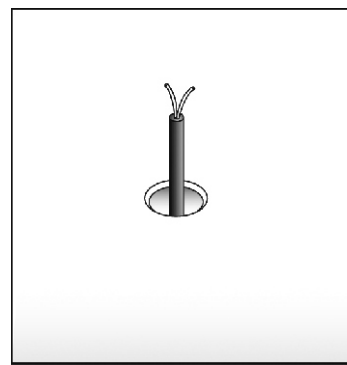
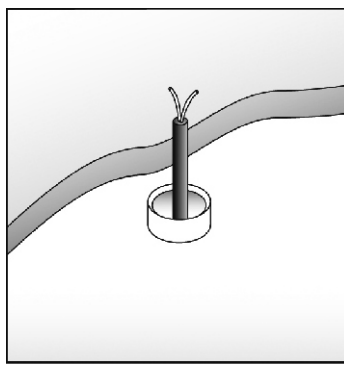
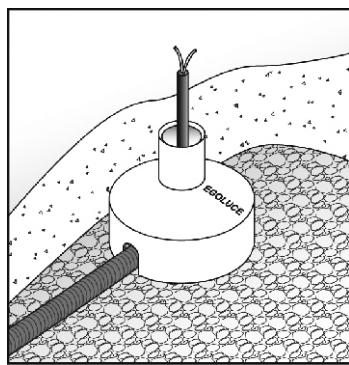


(1-10 leds)

0128 350 mA

350 mA 1 - 10 leds 1W

Installazione casseformi - Boxes installation



EGOLUCE s.r.l., via I. Newton 12 - 20016 Pero - Milano
 telefono +39 02 339586.1 - fax. +39 02 3535112
 e-mail: info@egoluce.com - http://www.egoluce.com

La presente scheda tecnica è di proprietà di EGOLUCE srl. Tutti i diritti sono riservati. Le fotografie, le descrizioni degli apparecchi, disegni quotati ed i valori fotometrici menzionati sono a titolo indicativo e non costituiscono alcun impegno per la nostra società che si riserva di apportare, in qualsiasi momento e senza preavviso, tutte le modifiche che riterrà opportune.