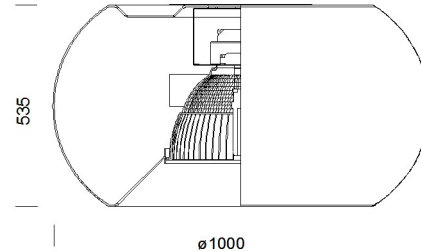


Venere 42+55



Code	px no. pack.	Gear	Watt	Base	Colour	Dimensions	Total Installed Power Capacity
22212810-00	1	CELL	FLC-T/E42+FC-55	Gx24q-4+2Gx13	white	0x0x535 Ø1000	106

External housing: in semi-opal polyethylene.

Internal reflector: made of V2 shatterproof and self-extinguishing clear polycarbonate, with anti-glare micro frosted finish. Prismatic on the inside for better light control, UV stabilized. Scratch-resistant coating.

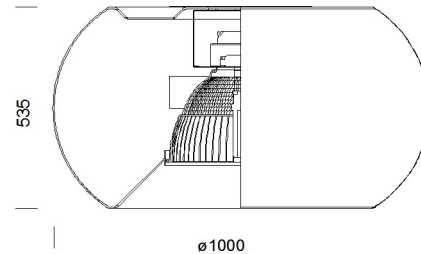
Electric gear: 230-240V/50-60Hz power supply. Hard wire, 0.5 sqmm cross section, PVC-HT sheath, resistant up to 90° according to CEI 20-20 standards. Supplied with socket-pin connector. Maximum allowed lead cross-section of 2.5 sqmm.

Equipment: can be fixed directly onto the ceiling.

Lamps: supplied with high efficiency 4000°K lamps.

Available upon request: double socket-pin terminal block for dual starter.

Venere 42+LED



Code	px no. pack.	Gear	Watt	Base	Colour	Dimensions	Total Installed Power Capacity
22212811-00	1	CELL-T	FLC-T/E42+POWERLED w	Gx24q-4	white	0x0x535 Ø1000	70

External housing: in semi-opal polyethylene.

Internal reflector: made of V2 shatterproof and self-extinguishing clear polycarbonate, with anti-glare micro frosted finish. Prismatic on the inside for better light control, UV stabilized. Scratch-resistant coating.

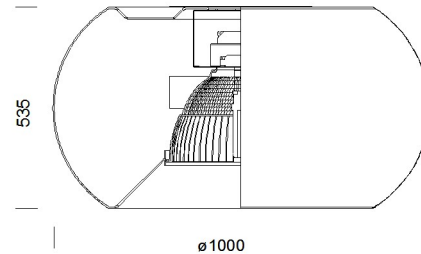

Electric gear: 230-240V/50-60Hz power supply. Hard wire, 0.5 sqmm cross section, PVC-HT sheath, resistant up to 90° according to CEI 20-20 standards. Supplied with socket-pin connector. Maximum allowed lead cross-section of 2.5 sqmm.

Equipment: can be fixed directly onto the ceiling.

Available upon request: double socket-pin terminal block for dual starter.

White Power Led version: supplied with white LED strips 5400K (upon request, 4700K or 6500K),) 350 mA – 7.2W each (Total 58W)

Venere 42+RGB



Code	px no. pack.	Gear	Watt	Base	Colour	Dimensions	Total Installed Power Capacity
22212816-00	1	CELL-T	FLC-T/E42+RGB	Gx24q-4	white	0x0x535 Ø1000	116

External housing: in semi-opal polyethylene.

Internal reflector: made of V2 shatterproof and self-extinguishing clear polycarbonate, with anti-glare micro frosted finish. Prismatic on the inside for better light control, UV stabilized. Scratch-resistant coating.

Electric gear: 230-240V/50-60Hz power supply. Hard wire, 0.5 sqmm cross section, PVC-HT sheath, resistant up to 90° according to CEI 20-20 standards. Supplied with socket-pin connector. Maximum allowed lead cross-section of 2.5 sqmm.

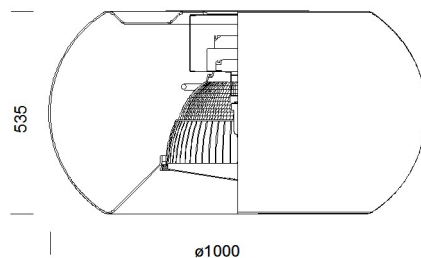
Equipment: can be fixed directly onto the ceiling.

Available upon request: double socket-pin terminal block for dual starter.

Led RGB version: supplied with LED RGB strips, 24V – 23.1W.

Available upon request with IRE sensor and remote control device. A DMX control version is also available.

Venere 70+55



Code	px no. pack.	Gear	Watt	Base	Colour	Dimensions	Total Installed Power Capacity
22212812-00	1	CELL	CDM-T 70W+FC-T55	G12+2Gx13	white	0x0x535 Ø100	138

External housing: in semi-opal polyethylene.

Internal reflector: made of V2 shatterproof and self-extinguishing clear polycarbonate, with anti-glare micro frosted finish. Prismatic on the inside for better light control, UV stabilized. Scratch-resistant coating.

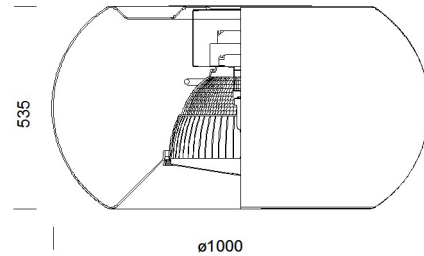
Electric gear: 230-240V/50-60Hz power supply. Hard wire, 0.5 sqmm cross section, PVC-HT sheath, resistant up to 90° according to CEI 20-20 standards. Supplied with socket-pin connector. Maximum allowed lead cross-section of 2.5 sqmm.

Equipment: can be fixed directly onto the ceiling.

Lamps: supplied with high efficiency 4000°K lamps.

Available upon request: double socket-pin terminal block for dual starter.

Venere 70+LED



Code	px no. pack.	Gear	Watt	Base	Colour	Dimensions	Total Installed Power Capacity
22212813-00	1	CELL-T	CDM-T 70W+LED white	G12	white	0x0x535 Ø1000	102

External housing: in semi-opal polyethylene.

Internal reflector: made of V2 shatterproof and self-extinguishing clear polycarbonate, with anti-glare micro frosted finish. Prismatic on the inside for better light control, UV stabilized. Scratch-resistant coating.

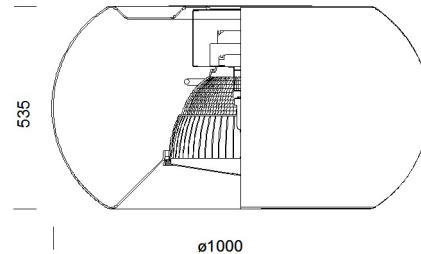

Electric gear: 230-240V/50-60Hz power supply. Hard wire, 0.5 sqmm cross section, PVC-HT sheath, resistant up to 90° according to CEI 20-20 standards. Supplied with socket-pin connector. Maximum allowed lead cross-section of 2.5 sqmm.

Equipment: can be fixed directly onto the ceiling.

Available upon request: double socket-pin terminal block for dual starter.

White Power Led version: supplied with white LED strips 5400K (upon request, 4700K or 6500K),) 350 mA – 7.2W each (Total 58W)

Venere 70+RGB



Code	px no. pack.	Gear	Watt	Base	Colour	Dimensions	Total Installed Power Capacity
22212817-00	1	CELL-T	CDM-T 70W+RGB	G12	white	0x0x535 Ø1000	102

External housing: in semi-opal polyethylene.

Internal reflector: made of V2 shatterproof and self-extinguishing clear polycarbonate, with anti-glare micro frosted finish. Prismatic on the inside for better light control, UV stabilized. Scratch-resistant coating.

Electric gear: 230-240V/50-60Hz power supply. Hard wire, 0.5 sqmm cross section, PVC-HT sheath, resistant up to 90° according to CEI 20-20 standards. Supplied with socket-pin connector. Maximum allowed lead cross-section of 2.5 sqmm.

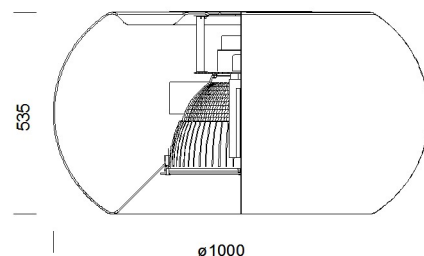
Equipment: can be fixed directly onto the ceiling.

Available upon request: double socket-pin terminal block for dual starter.

Led RGB version: supplied with LED RGB strips, 24V – 23.1W.

Available upon request with IRE sensor and remote control device. A DMX control version is also available.

Venere 85+55



Code	px no. pack.	Gear	Watt	Base	Colour	Dimensions	Total Installed Power Capacity
22212814-00	1	CELL	FLC-P/E85+FC-T55	2G8+2Gx13	white	0x0x535 Ø1000	153

External housing: in semi-opal polyethylene.

Internal reflector: made of V2 shatterproof and self-extinguishing clear polycarbonate, with anti-glare micro frosted finish. Prismatic on the inside for better light control, UV stabilized. Scratch-resistant coating.

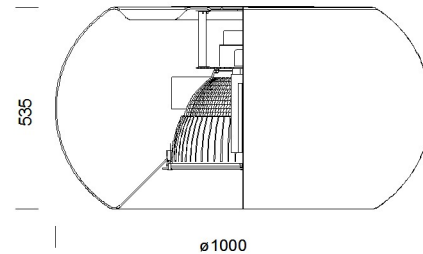
Electric gear: 230-240V/50-60Hz power supply. Hard wire, 0.5 sqmm cross section, PVC-HT sheath, resistant up to 90° according to CEI 20-20 standards. Supplied with socket-pin connector. Maximum allowed lead cross-section of 2.5 sqmm.

Equipment: can be fixed directly onto the ceiling.

Lamps: supplied with high efficiency 4000°K lamps.

Available upon request: double socket-pin terminal block for dual starter.

Venere 85+LED



Code	px no. pack.	Gear	Watt	Base	Colour	Dimensions	Total Installed Power Capacity
22212815-00	1	CELL-T	FLC-P/E85+LED white	2G8	white	0x0x535 Ø1000	148

External housing: in semi-opal polyethylene.

Internal reflector: made of V2 shatterproof and self-extinguishing clear polycarbonate, with anti-glare micro frosted finish. Prismatic on the inside for better light control, UV stabilized. Scratch-resistant coating.

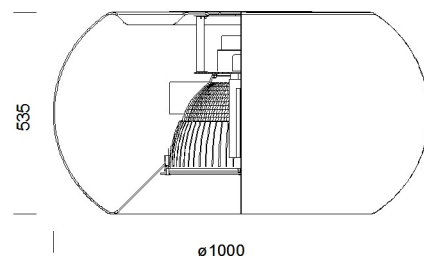

Electric gear: 230-240V/50-60Hz power supply. Hard wire, 0.5 sqmm cross section, PVC-HT sheath, resistant up to 90° according to CEI 20-20 standards. Supplied with socket-pin connector. Maximum allowed lead cross-section of 2.5 sqmm.

Equipment: can be fixed directly onto the ceiling.

Available upon request: double socket-pin terminal block for dual starter.

White Power Led version: supplied with white LED strips 5400K (upon request, 4700K or 6500K),) 350 mA – 7.2W each (Total 58W)

Venere 85+RGB



Code	px no. pack.	Gear	Watt	Base	Colour	Dimensions	Total Installed Power Capacity
22212819-00	1	CELL-T	FLC-P/E85+RGB	2G8	white	0x0x535 Ø1000	116

External housing: in semi-opal polyethylene.

Internal reflector: made of V2 shatterproof and self-extinguishing clear polycarbonate, with anti-glare micro frosted finish. Prismatic on the inside for better light control, UV stabilized. Scratch-resistant coating.

Electric gear: 230-240V/50-60Hz power supply. Hard wire, 0.5 sqmm cross section, PVC-HT sheath, resistant up to 90° according to CEI 20-20 standards. Supplied with socket-pin connector. Maximum allowed lead cross-section of 2.5 sqmm.

Equipment: can be fixed directly onto the ceiling.

Available upon request: double socket-pin terminal block for dual starter.

Led RGB version: supplied with LED RGB strips, 24V – 23.1W.

Available upon request with IRE sensor and remote control device. A DMX control version is also available.